

10th ANNIVERSARY IN 2008



**SUNSHINE STATE**  
JACK RUSSELL TERRIER CLUB

# Youth Handbook



## Welcome to the SSJRTC Youth Division

2008

We would like to take the opportunity to welcome you to a new year of JRT fun with new faces, new challenges and lots of good times.

There are just a few rules.

1. Have Fun
  2. Learn to be responsible dog handlers
  3. Always show Good Sportsmanship
  4. Preserve, Protect and Work the Jack Russell Terrier
  5. Have fun
- 

Youth Committee:

Chairperson / Director - Rick Bailey

Phone number 352-243-9667 / e-mail – [rbjumper@gmail.com](mailto:rbjumper@gmail.com)

Youth Assistant / Member – Robby Williams

Contents:

- 1) JRTCA Youth Division Guidelines
- 2) Frequently Asked Questions
- 3) Know Your Quarry
- 4) JRT Characteristics
- 5) JRT Anatomy
- 6) The Jack Russell Terrier: A Working Dog



## **JRTCA Youth Division Guidelines**

The following information is provided to give you and your parents some information and help in understanding the Youth Division and to answer some of your questions.

It is important to read and to know and understand the Rules in the Youth Division. When participating in the Handler, Agility, Go-To-Ground and Obedience classes, it is just as important to know and understand the rules for these individual events, too. You can find the Rules for Agility, Go-To-Ground and Obedience (as well as the Youth Division Rules) on the JRTCA website at [www.terrier.com](http://www.terrier.com).

### **Child Handler & Youth Handler Classes**

The Child and Youth Handler Classes are, in some ways similar to the Conformation classes. You will walk your terrier on lead around the show ring, leading the terrier on your left side. You will also need to be able to get your terrier to stand still so that the judge can get a good look at how well you present your terrier. In this class, you may offer your terrier small treats or toys to help capture its attention. The judge will be watching you in the ring to see how well you handle yourself and your terrier. Unlike the Conformation class, however, the judge is not looking at the terrier's qualifications, but rather looking at you and how well the terrier is responding to you. When it is your turn to present your terrier to the judge, you will be asked several questions (questions that only the judge knows!) to see how much you know about the breed. You will want to be familiar with the breed standard as set by the JRTCA and some of the history that goes along with the Jack Russell Terrier.

### **Go-To-Ground**

In the GTG class, you and your terrier will be working together in a 'simulated' hunting environment. The terrier will "go-to-ground" through a 10 foot above ground tunnel. The tunnel will have one turn in it and the terrier will find a cage with rats in it once it reaches the end. The terriers cannot actually get to the rats, but they have a good time trying! You will be shown the starting line which is two feet from the tunnel opening. All four of your terrier's feet must be behind the starting line. The judge will tell you when you can release your dog. Most of the time, the terrier will go right into the tunnel and finish, but sometimes the terrier has other things in mind and will not enter the tunnel. If this happens, don't get upset. Calmly get your terrier and show him the entrance again. If the terrier still does not cooperate, ask the judge what he or she would like you to do. Don't worry if your terrier will not do the GTG or has a slow time. The judge is not 'keeping time.' Remember, it is about working with your dog and how well the dog responds to you. The judge will then ask you some questions about GTG.

### **Agility**

In the Youth Agility Class, your terrier will run an obstacle course following your commands. Depending on you and your terrier's skill level, you may choose to enter the On-Lead or Off-Lead class. It is important to remember that the Youth Division Agility classes are not timed. So, it is better to slow down and take each piece of equipment carefully rather than try to rush through the course. Again, the judge will be paying attention to how well you and your terrier interact with each other. How well you can give your terrier the command for an obstacle and how well the terrier responds to you, as the handler, is most important. Also, you want to encourage your terrier and let it know that it did a good job going over a jump or running through a tunnel. The judge will be watching you to see how safely you and your terrier navigate the course and the obstacles. The judge will look to see if you accept any suggestions or comments in a positive way. Once again, the judge will ask you some questions about agility.

### **Obedience**

In the Youth Obedience Class, you will be asking your terrier to perform basic commands on lead. These commands include: heeling on lead, walking a figure eight pattern, having the terrier stand for the judge's exam, leaving your terrier and then calling him to you, a sit-stay, and a down-stay. You and your terrier will also be asked to walk a pattern chosen by and as directed by the judge. The judge will be looking at how well you and your terrier interact with each other and whether or not the terrier will perform the command you give. It is helpful if your terrier can actually perform all of these commands, but not completely necessary. Most importantly, DO NOT over correct your terrier and DO NOT punish the terrier in the ring. Like the other Youth Classes, the judge may ask you some questions about Obedience.

### **About The Judges' Questions**

It is important to know that **THERE IS NOT A PREPARED LIST OF QUESTIONS** which the judges must use. Judges can and will ask any number of questions related to the class they are judging. Some judges put more emphasis or importance on how well you handle your terrier, others place the emphasis on how well you respond to their questions, and some judges, you will find, feel the importance should be placed on a combination of handling and answers to questions. Some judges ask few questions; others ask more. Judges may ask any numbers of questions which they think are important and to which they feel you should know the answer(s).

### **About Your Questions**

If and when you have any questions about the Youth Division or about any of the Youth Division classes, you should know that any of the JRTCA judges will be happy to talk with you, help you and answer any of your questions. The Youth Sub-Committee members -- Mr. Kenny, Mrs. Howard and Mrs. Tack are always willing and available to help you at any time, too. That is what we are here for...to help you and to answer your questions. If we do not know the answer to your question, we will find it!

#### **A FEW GOOD TIPS...**

- Exhibit good sportsmanship
- Listen to and follow directions
- Be knowledgeable
- Enjoy yourself and your terrier
- SMILE!

Remember, ribbons last for a day --  
good sportsmanship and memories last a lifetime!

### **Recommended Resources:**

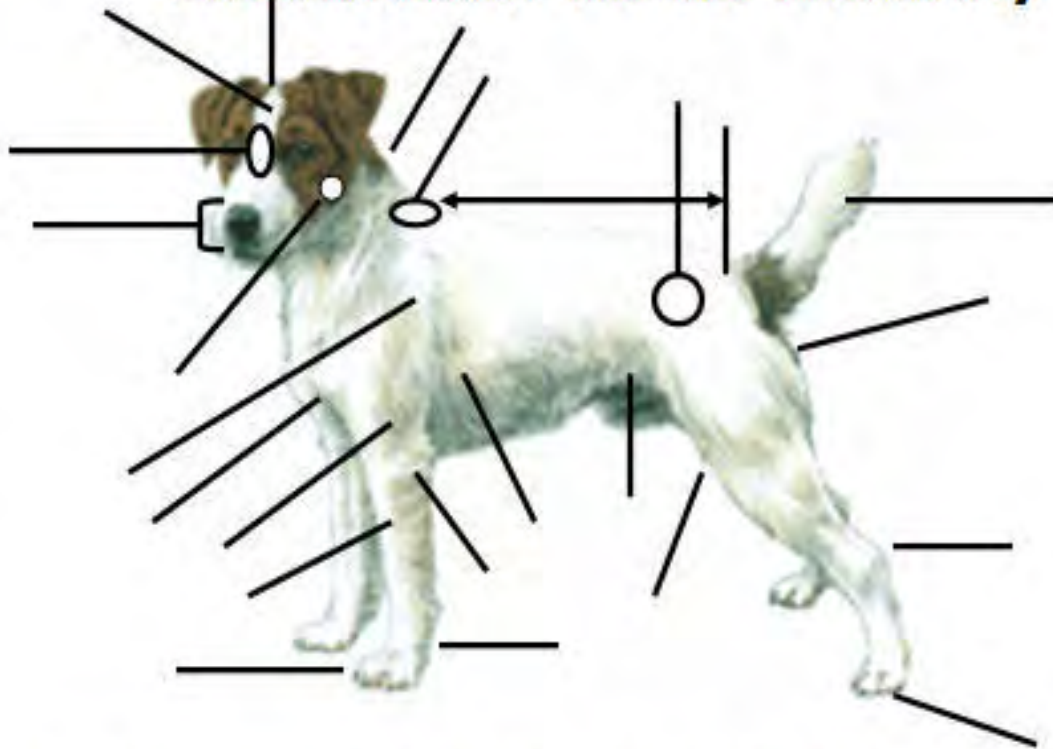
The JRTCA website: [www.terrier.com](http://www.terrier.com)

True Grit and "Youth Lore," (the Youth pages featured in True Grit)

The Jack Russell Terrier: Courageous Companion by Catherine Romaine Brown








'The Jack Russell – A Standard in Motion' (A video produced by the JRTCA and available through the JRTCA Gift Store.)

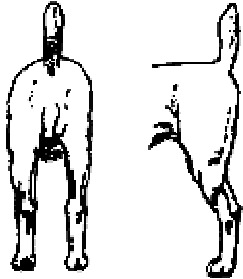

## Jack Russell Terrier Anatomy



Study and memorize the JRT anatomy. The body parts are numbered in the above picture. The names of the body parts are listed below. Match the name with the number. Use this list and your "OWN JRT" to practice. Have your family quiz you. Good Luck!!

1. Tail	13. Fore Chest
2. Croup	14. Upper arm
3. Loin	15. Brisket
4. <u>Topline</u>	16. Fore Arm
5. Withers	17. Digits
6. Neck	18. Pastern
7. <u>Occiput</u>	19. Chest
8. Forehead	20. Flank
9. Stop	21. Stifle
10. Muzzle	22. Pads
11. Cheek	23. Hock
12. Elbow	24. Point of Rump

<b>CHARACTERISTICS</b>	The terrier must present a lively, active and alert appearance. It should impress with its fearless and happy disposition. It should be remembered that the Jack Russell is a working terrier and should retain these instincts. Nervousness, cowardice or over-aggressiveness should be discouraged and it should always appear confident.	
<b>GENERAL APPEARANCE</b>	A sturdy, tough terrier, very much on its toes all the time, measuring between 10" and 15" at the withers. The body length must be in proportion to the height, and it should present a compact, balanced image, always being in solid, hard condition.	
<b>HEAD</b>	Should be well balanced and in proportion to the body. The skull should be flat, of moderate width at the ears, narrowing to the eyes. There should be a defined stop but not overpronounced. The length of the muzzle from the nose to the stop should be slightly shorter than the distance from the stop to the occiput. The nose should be black. The jaw should be powerful and well boned with strongly muscled cheeks.	
<b>EYES</b>	Should be almond shaped, dark in color and full of life and intelligence.	
<b>EARS</b>	Small "V" shaped drop ears carried forward close to the head and of moderate thickness.	
<b>MOUTH</b>	<p>Strong teeth with the top slightly overlapping the lower.</p> <div style="display: flex; justify-content: space-around; align-items: flex-start;"> <div style="text-align: center;">  <p><b>Scissor Bite</b> Upper incisor teeth fit closely over lower ones, with lower canines in front of the upper.</p> </div> <div style="text-align: center;">  <p><b>Level</b> Teeth meet edge-to-edge.</p> </div> <div style="text-align: center;">  <p><b>Overshot</b> Top jaw protruding over lower jaw leaving a gap. Position of canines is also reversed.</p> </div> <div style="text-align: center;">  <p><b>Undershot</b> Lower incisors protrude beyond upper incisors leaving a gap between upper and lower canines.</p> </div> </div> <p>The left two bites are acceptable; the far left bite is preferred.</p>	
<b>NECK</b>	Clean and muscular, of good length, gradually widening at the shoulders.	
<b>FOREQUARTERS</b>	The shoulders should be sloping and well laid back, fine at points and clearly cut at the withers. Forelegs should be strong and straight boned with joints in correct alignment. Elbows hanging perpendicular to the body and working free of the sides.	
<b>BODY</b>	The chest should be shallow, narrow and the front legs not too widely apart, giving an athletic, rather than heavily chested appearance. As a guide only, the chest should be small enough to be easily spanned behind the shoulders, by average sized hands, when the terrier is in a fit, working condition. The back should be strong, straight and, in	

	comparison to the height of the terrier, give a balanced image. The loin should be slightly arched.	
<b>HINDQUARTERS</b>	Should be strong and muscular, well put together with good angulation and bend of stifle, giving plenty of drive and propulsion. Looking from behind, the hocks must be straight.	
<b>FEET</b>	Round, hard padded, wide, of cat-like appearance, neither turning in nor out.	
<b>TAIL</b>	Should be set rather high, carried gaily and in proportion to body length, usually about four inches long, providing a good hand-hold.	
<b>COAT</b>	Smooth, without being so sparse as not to provide a certain amount of protection from the elements and undergrowth. Rough or broken coated, without being woolly.	
<b>COLOR</b>	White should predominate (i.e., must be more than 51% white) with tan, black, or brown markings. Brindle markings are unacceptable.	
<b>GAIT</b>	Movement should be free, lively, well coordinated with straight action in front and behind.	
<b>SPECIAL NOTES</b>	<p>Old scars or injuries, the result of work or accident, should not be allowed to prejudice a terrier's chance in the show ring unless they interfere with its movement or with its utility for work or stud.</p> <p>A Jack Russell Terrier should not show any strong characteristics of another breed.</p>	
<b>FAULTS</b>	<p>Shyness, Disinterest, Overly aggressive, Defects in bite, Weak jaws, Fleshy ears, Down at the shoulder, Barrel ribs, Out at elbow, Narrow hips, Straight stifles, Weak feet, Sluggish or unsound movement, Dishing, Plaiting, Toeing, Silky or woolly coats, Too much color (less than 51% white), Shrill or weak voice, Lack of muscle or skin tone, Lack of stamina or lung reserve, Evidence of foreign blood</p>	

**JRTCA Youth Division**  
**Frequently Asked Questions for Beginners**

- Make sure you get your registration packet(s) and check the information
- Pay attention and be on time for your class
- Keep your dog on the left side of you
- Know your JRT facts

1. What do the initials JRTCA mean?  
*A. Jack Russell Terrier Club of America*
2. What was the first Jack Russell's name?  
*A. Trump*
3. Where was the first Jack Russell Bred?  
*A. Devon, England*
4. Who bred the first Jack Russell?  
*A. Parson John Russell*
5. What types of coats do Jack Russell's have?  
*A. Smooth, Broken, Rough*
6. What two height classes can Jack Russell's be?  
*A. 10" up to 12 ½" & 12 ½" up to 15"*
7. Who founded the JRTCA?  
*A. Ailsa Crawford*
8. What is the preferred bite?  
*A. Scissor bite ( A level bite is acceptable)*
9. How should a Jack Russell foot look?  
*A. Like a cat foot – neither turning in or out*
10. What color should a Jack Russell's nose be?  
*A. Black*
11. What are some faults?  
*A. Shyness, Overly aggressive, Too much color (Must be 51% white)*
12. What is spanning?  
*A. Using hands to measure around the chest*
13. Why is a small chest Important?  
*A. So the dog can enter the hole in the earth*
14. How old must a Jack Russell be to be registered?  
*A. 1 year*
15. What is the motto of the JRTCA?  
*A. Preserve, Protect and Work the Jack Russell Terrier*
16. Name the Jack Russell's quarry.  
*A. Groundhog, Red Fox, Grey Fox, Raccoon, Opossum, Badger*

17. List 5 things to take hunting.  
*A. Water, Flashlight, Post Hole Digger, Shovel, Locator Collar*
18. Which animal should a JRT closely resemble?  
*A. The red fox*
19. What is it called when a JRT barks and bays at the quarry while working underground?  
*A. Marking the quarry*
20. How far back is the release line in G-T-G?  
*A. 2 feet*
21. What is the length of the novice tunnel?  
*A. 10 feet*
22. What is the length of the championship tunnel and number of turns?  
*A. 30 feet – 2 or 3 turns*
23. What is the diameter of a go-to-ground tunnel?  
*A. 9 inches*
24. Should the collar be left on the dog when entering?  
*A. Always remove the collar for safety*
25. When do you leave the entrance of G-T-G and get your dog?  
*A. When the judge signals you to come*
26. How old is your terrier?
27. What type of coat does your terrier have?
28. What type of bite does your terrier have?
29. What color is your terrier?

# The Jack Russell Terrier: A Working Dog

The Jack Russell is a happy, bold, energetic dog; they are extremely loyal, intelligent and assertive. Their greatest attribute is their working ability, closely followed by their excellent qualities as a companion. A Jack Russell can be equally contented bolting a fox or chasing a toy in your living room, or equally adept at killing a sock in the living room or a rat in your barn. Their funny antics will continually amuse you, their intelligence seems to know no bounds and their assertive nature and boundless energy can at times be overwhelming. **Review our [Pictorial Guide to the Jack Russell Terrier](#).**



The unique personality of this feisty little terrier is capturing the hearts of many, but [they are not a dog for everyone](#).

## A Hunting Dog

While adaptable to a variety of environments, they are first and foremost bred to be [hunting dogs](#). City or apartment living, or a confined or sedate lifestyle, do not meet the needs of a Jack Russell. These little dogs require what may seem to be an extraordinary amount of human attention, outdoor activity, exercise, discipline and an understanding and acceptance of their hunting nature. They have been known to train their owners more often than not.

Jack Russells can be very aggressive with other dogs, and in fact more than two should never be kept together unattended. There have been many instances of terriers being hurt, even killed, by their fellow terriers; even young pups over the age of eight weeks must be carefully monitored. It is imperative that prospective Jack Russell owners understand this part of the terrier's nature. Special



facilities and handling are absolutely necessary when owning a Jack Russell, and especially when owning two or more Jack Russells. Their natural hunting instinct also brings out aggression towards other small animals such as cats, gerbils, guinea

pigs, etc.

It is said that the courage of the Jack Russell is never in doubt; surely a true statement, as they have often been known to take on an adversary twice (or more) their size. They require firm, consistent, responsible handling; they are very intelligent, determined and bold (sometimes to the point of abandon, which could be fatal).

While outdoor activity and exercise is essential, the Jack Russell should never be permitted to roam unattended, even in the most remote country setting. The Jack Russell is, above

all, a hunting dog- and will go to ground at every given opportunity, to any quarry-they are afraid of nothing. Many a Jack Russell has been known to stay in an active earth for days, even weeks, without food or water because of the strong instinct bred into them to stay with their quarry. It can be very frightening experience to lose your terrier and an impossible situation to the untrained owner inexperienced in earthwork; the results could be tragic.

## A Family Pet

The Jack Russell can make a terrific family pet, and gets along well with well behaved children. One of the Jack Russell's most surprising qualities is a kind and gentle nature. He is usually friendly with small children, provided the child understands how to properly handle the terrier. Having the natural assertive terrier characteristics, however, the Jack Russell ***will not put up with even unintended abusive nature from a child.*** This should be carefully considered, particularly with children under the age of six.



The Jack Russell has been a popular breed in England for many years, and is now attracting a variety of followers with varied interests in this country and other countries around the world. The [JRTCA](#) strongly encourages all those interested in the breed to thoroughly study all aspects of the Jack Russell, its special characteristics and needs, and to make a careful evaluation of whether this unique little dog will fit into your lifestyle.

The Jack Russell does require special handling, and there is [special information](#) to determine if the Jack Russell Terrier is the right dog for you.

The Jack Russell is a very special breed; it has been kept sound, functional, intelligent and relatively unchanged because of responsible people who have cared about its heritage. The major goal and purpose of the JRTCA is to maintain the Jack Russell as the wonderful working terrier that it has been for more than 100 years. The real future of the Jack Russell, however, depends on all owners and breeders, who will hopefully share the JRTCA's dedication to preserving the Jack Russell Terrier as the sound working breed it has been for many generations and for many more generations yet to come!